Counter Wrap:
Pillar

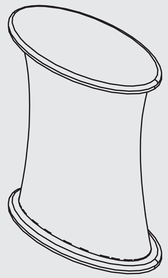

W-01-C
(2) prints create one structure
Total Graphic Area: 34”w x 40”h
Total Finished Area: 30”w x 36”h

Please do not design any critical elements on the curved portions of the panel.

Please be sure to include a 2” bleed around the perimeter. DO NOT design any critical elements (text, logos, etc.) within 2” of the edge (gray area is recommended safe area).

General Art Guidelines:

- CMYK Color Mode
- All Solid Coated Pantone colors should be called out in the art as spot colors
- Embed all images and support files
- Resolution must be 100-120 ppi
- All fonts must be created to outlines
- Do not scale artboard
- Background color/images must bleed to the edge of artboard
- Do not use spot colors from template in your artwork as they will not print

SIDE 1

SIDE 2

bleed area
trim line
safe area

Counter Wrap:
Pillar

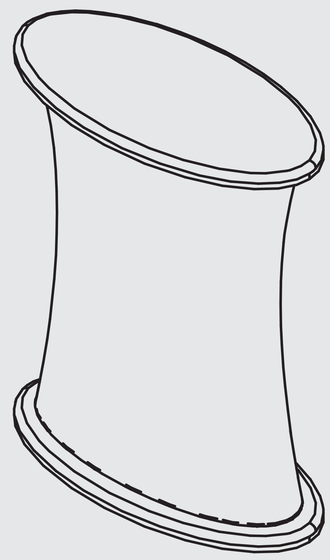

W-01-C
(2) prints create one structure
Total Graphic Area: 34”w x 40”h
Total Finished Area: 30”w x 36”h

Please do not design any critical elements on the curved portions of the panel.

Please be sure to include a 2” bleed around the perimeter. DO NOT design any critical elements (text, logos, etc.) within 2” of the edge (gray area is recommended safe area).

General Art Guidelines:

- CMYK Color Mode
- All Solid Coated Pantone colors should be called out in the art as spot colors
- Embed all images and support files
- Resolution must be 100-120 ppi
- All fonts must be created to outlines
- Do not scale artboard
- Background color/images must bleed to the edge of artboard
- Do not use spot colors from template in your artwork as they will not print

SIDE 1

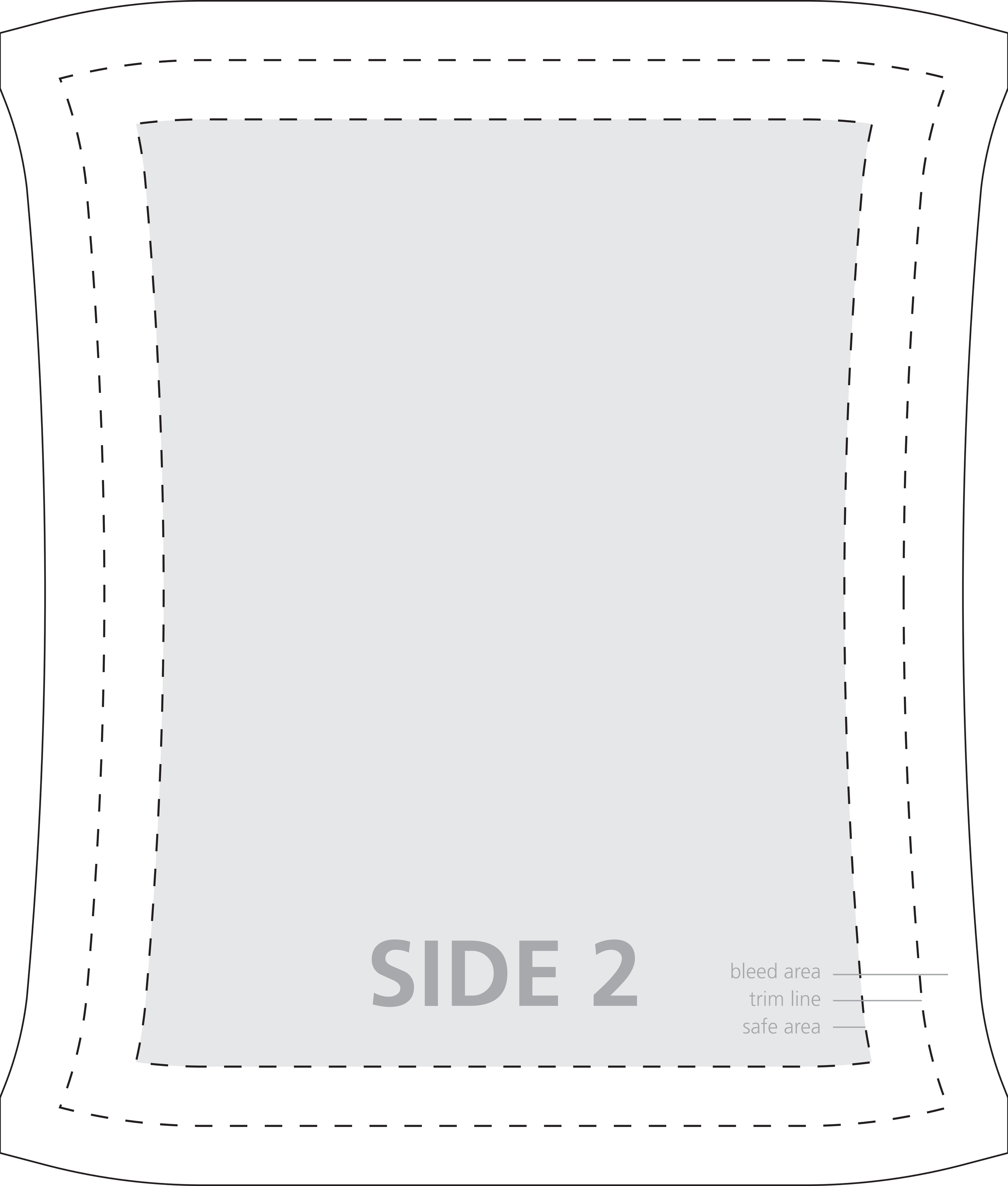
SIDE 2
bleed area
trim line
safe area